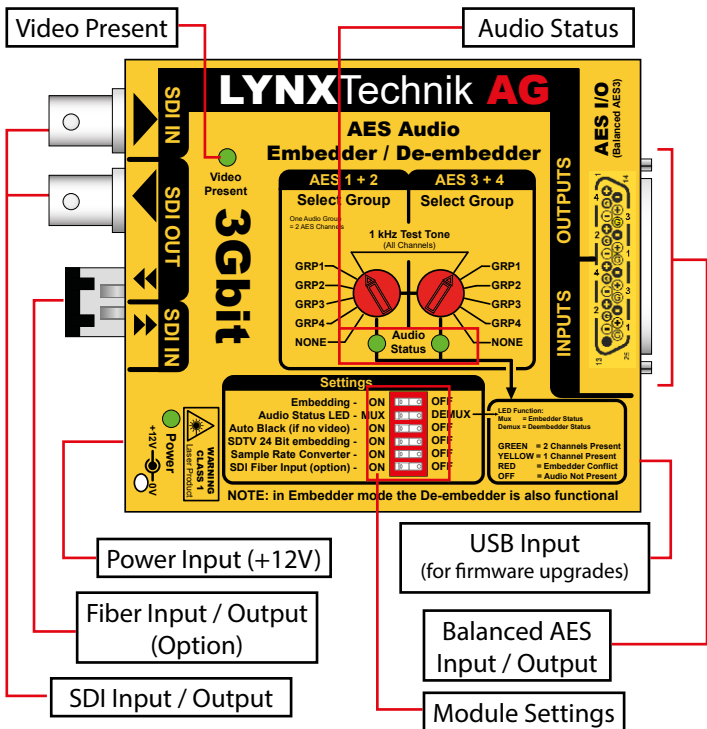


### PDM 1284 D

### AES Audio Embedder / De-embedder



**WARNING**  
 CLASS 1M LASER PRODUCT




**Laser Radiation**

Do not look directly into emitter with optical instruments

## Connections

All connections are clearly indicated on the module. AES audio I/O connections can be made two ways, by directly wiring connections to a suitable male 25pin SubD connector, or by using a RBO 5025 optional 25pin SubD PCB adapter with screw terminals.



RBO 5025: 25 Pin SubD Adapter PCB with screw terminals

## Operation

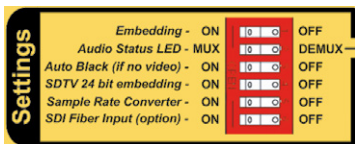
The PDM 1284 D functions as a 4 channel embedder and de-embedder. Simultaneous embedding and de-embedding is also possible. For example, its possible to de-embed and output audio from a selected audio group before overwriting it with new audio.

Rotary switches are provided for AES 1+2 and AES 3+4 audio group selection, and a 1KHz tone can also be selected (all channels).

**Note:** An audio "group" is 2 x AES.

## Settings

A dip switch is provided for module configuration. Settings are indicated on the module and self explanatory.



The "Auto Black" function will switch in a black test signal if the input video is lost, allowing for an uninterrupted audio connection. This mode also allows the module to be used to transport audio signals alone if required. Sample rate converters can be turned off to support encoded AES streams such as DolbyE.

## Optional Fiber

Optional Fiber I/O can be added at anytime by plugging in the Fiber SFP sub module. This will provide 3Gbit SDI fiber I/O capability (fiber input is selected via the dip switch).

## Power


The module requires a 12V DC power input and a LED is provided to confirm power is connected.

## Cascading Modules

If more than 2 x AES channels are required then its possible to cascade multiple modules. Take the SDI out from one module and connect to the input of another module and select a different audio group. Up to 4 modules can be cascaded to embed the full 8 x AES audio payload into a single SDI stream.

## Power Lead Strain Relief

The module has a small hole in the case located above the power connection. To prevent the power lead being accidentally pulled out, use the supplied tie-wrap and secure the lead as shown below.



## Optional Mounting Bracket

The optional RFR 1001 mounting bracket can be used to permanently mount the module on any flat surface or on 19" rack rails.



**Note:** Another module is shown for reference. PDM 1284 D is identical in terms of mounting and securing.



PDM1284-D\_R04

# yellobrik®

## Technical Specifications

SDI Input	1 x SDI video on 75 Ohm BNC connector
	SMPTE 424M, SMPTE 292M, SMPTE 259M 3G Level A & B-DL & B-DS according to SMPTE ST 425-1 with image formats 1280 x 720 and 1920 x 1080
	Multi-standard operation from 270Mbit/s to 3Gbit/s SDTV (525/625) 720p and 1080p (23.98/24/25/29.97/30/50/59.94/60 Hz) 1080psf (23.98/24/25/29.97/30 Hz) 1080i (50/59.94/60 Hz)
	Return Loss: > 15dB to 1.5Gbit/s and > 10dB up to 3Gbit/s
	Automatic cable EQ (Belden 1694A cable) 340m @ 270Mbit/s, 150m @ 1.5Gbit/s, 120m @ 3Gbit/s
Fiber I/O (options)	SDI Single channel Fiber Transmitter (singlemode or multimode) SDI Single channel Fiber Receiver (singlemode or multimode) SDI Fiber Transceiver (singlemode or multimode) SDI Fiber Transmitter CWDM - with 18 wavelength choices 1270 to 1610nm SDI Fiber Transceiver CWDM - with 18 wavelength choices 1270 to 1610nm
	SMPTE 297M - 2006
SDI Output	1 x SDI 75 Ohm BNC - SMPTE 424M, SMPTE 292M, SMPTE 259M
AES Input	4 x AES3 balanced inputs on 25 pin SubD Connector (110 Ohm)
	AES group selection provided via rotary switch
AES Output	4 x AES3 balanced outputs on 25 pin SubD Connector (110 Ohm)
	AES group selection provided via rotary switch
Power	+12VDC @ 4.2W nominal - ( supports 8 - 14VDC input range )

We are constantly adding more yellobrik modules.  
Please visit our website for the latest product updates.

[www.lynx-technik.com](http://www.lynx-technik.com)